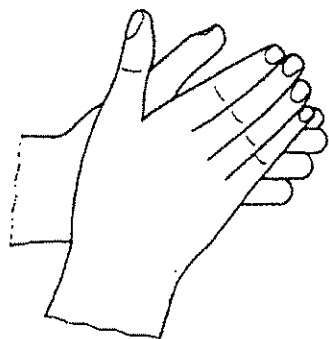


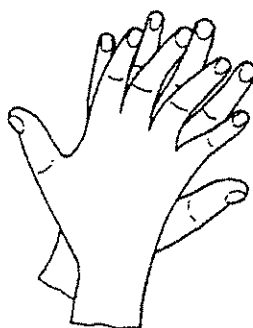
Annex A (normative)

Standard handrub procedure

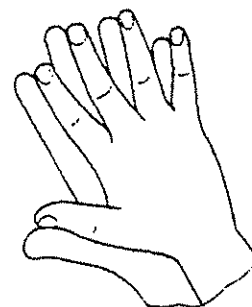
Pour appropriate volume of handrub product, R or P, into the cupped dry hands and rub hands during 30 s in accordance with the standard handrub shown below to ensure total coverage of the hands. The action in each step is repeated five times before proceeding to the next step. After concluding step 6, recommence the series of steps as appropriate to complete the washing time as specified in 5.6.4.2 and 5.6.4.3.



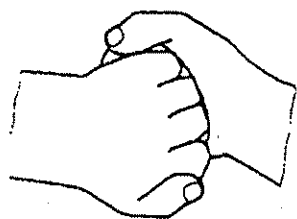
Step 1
Palm to palm



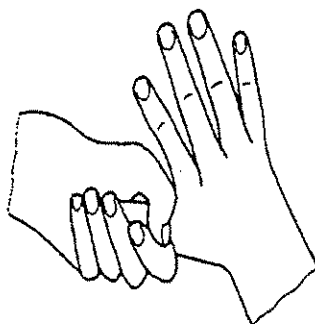
Step 2
Right palm over left
dorsum and left palm
over right dorsum



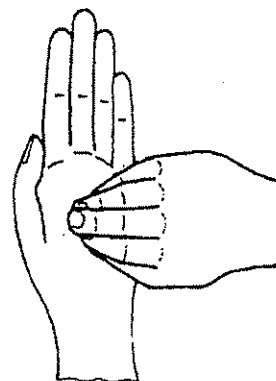
Step 3
Palm to palm with
fingers interlaced



Step 4
Backs of fingers
to opposing palms
with fingers interlocked



Step 5
Rotational rubbing of
right thumb clasped
in left palm and vice versa



Step 6
Rotational rubbing,
backwards and forwards
with clasped fingers of
right hand in left palm
and vice versa

Figure A.1 : Standard handrub procedure