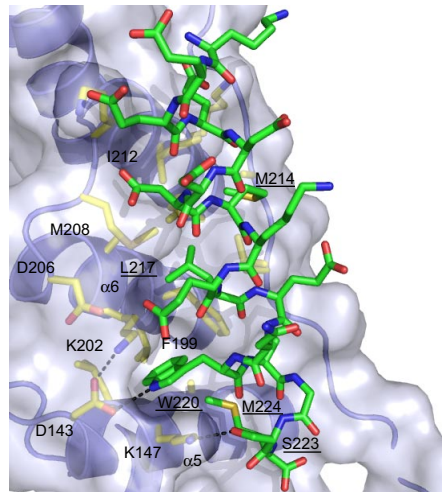
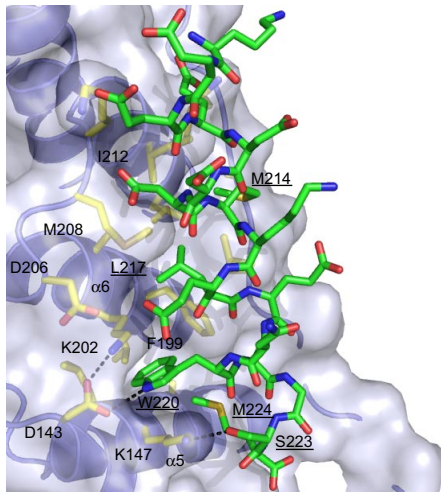


A



B

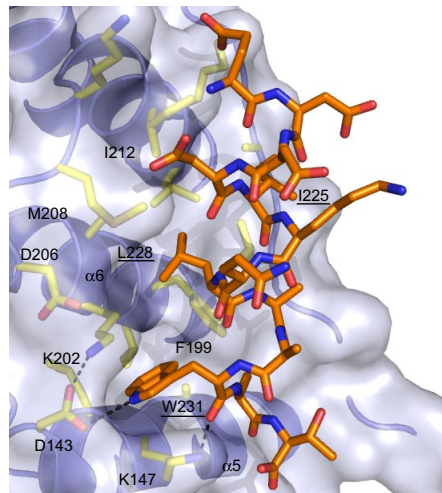
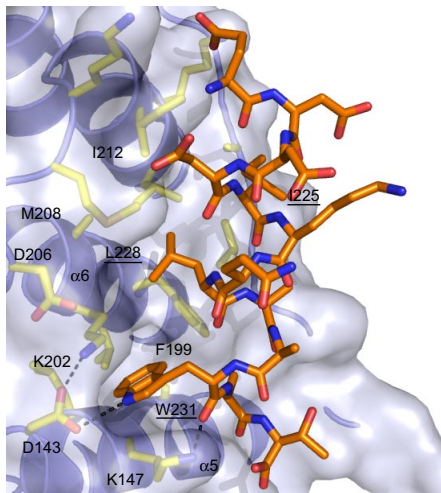


Fig. S2. Stereoviews of ALIX_{Br01}-CHMP4B and ALIX_{Br01}-CHMP4C interfaces. (A) ALIX_{Br01}-CHMP4B. (B) ALIX_{Br01}-CHMP4C. Views and designations are the same as in Fig. 3A, except that CHMP4B is shown in green and CHMP4C is shown in orange.