

Design of audio source switcher using for medium wave transmitter based on Microcontroller

Chang Shu^{1,1}, Yue Wang¹, Ying Zhang¹, Yu Song¹, Jin Shuo Mei², Jing Hua Yin²

¹ Technical School, Harbin University, 150080 Harbin, P.R. China

² Applied Sciences school, Harbin University of Science and Technology, 150080 Harbin, P.R. China

sum157@163.com

Abstract. Based on microcontroller, an audio source switcher (patent number: 201220738954.9) using for medium wave transmitter is proposed in this paper. According to the default priority and the operating status of current audio source, the proposed switcher can correctly distinguish the statuses of speech pause and transmission fault to realize the functionality of automatic switching among three single channels. Moreover, in order to improve the stability and practical value of the proposed switcher, the trap filter is also used in switcher to inhibit the high frequency interference of transmitting station. It is expected that this switcher has potential application in future

Keywords: Signal Source Switch, Microcontroller, Medium Wave Transmitter

1 Introduction

The audio sources of transmitter are always electrical signals of optical cables, satellite signals and FM signals in medium wave transmitting station. These three channels audio source provide three different ways for transmitting station to deliver audio programs to ensure the purpose of multiple backup. Three channels audio sources usually have different priority and the operating status of current audio source is indicated by indicator unit [1-3]. So far, the switch of signal sources is operated manually in many transmitting stations. In this paper, an audio source switcher (patent number: 201220738954.9) using for medium wave transmitter is proposed, which can be realized with microcontroller. The proposed switcher can automatically switch the audio source according to the default priority and the operating status of current audio source. The advantages of the proposed switcher are that it can not only correctly distinguish the statuses of speech pause and transmission fault, but also can effectively inhibit the high frequency interference of transmitting station. Therefore, the switcher exhibits high stability, and has practical value in the field of medium wave transmitter.

¹ College Student Innovation and Entrepreneurship Training Foundation of Heilongjiang Province (201310234015).

2 System Composition and Principle

The audio source switcher is composed of microcontroller, optical signal monitoring circuit, satellite signal monitoring circuit, FM signal monitoring circuit, relay control unit and indicator unit. The structure diagram of audio source switcher is shown in Fig. 1. The indicator units indicate the operating statuses of electrical signals of optical cable, satellite signal and FM signal by three light-emitting diodes. The three channels audio sources are monitored by corresponding signal monitoring circuit, respectively. The output of the monitoring circuit is finally transmitted to microcontroller. According to the monitoring values and the default priority of signal channels, the microcontroller can automatically close the corresponding signal relay of relay control circuit, and realize the connection of the corresponding signal with transmitter. The circuit structure of the optical signal monitoring circuit, satellite signal monitoring circuit and FM signal monitoring circuit are the same, as shown in Fig. 2.

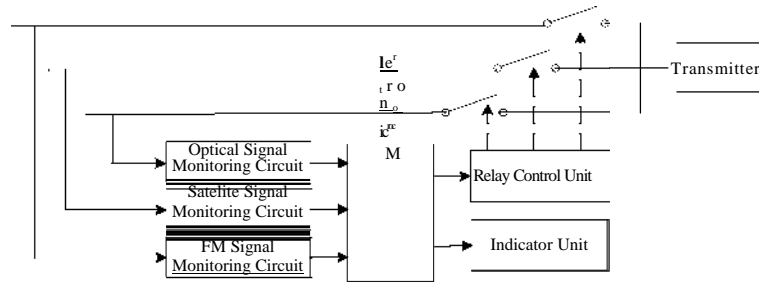


Fig. 1. The structure diagram of audio source switcher




Fig. 2. The structure diagram of monitoring circuit

The sampling circuit is used to sample the corresponding channel signal, and transmit the signal to trap filter to inhibit the high frequency interference of transmitting station. The sampled signal is amplified by amplification circuit and transmitted to comparison circuit. When the current audio source is normal, the comparison circuit output is a series of low-pulse signal. Otherwise, the output of comparison circuit is a high level value. Then the above output of comparison circuit is transmitted to monostable trigger which is designed to a type of repeatable trigger by LM555 [4]. When the input is a low-pulse in a period time, the output of the trigger is high level value, while the output is low level value. So the monitoring circuit can effectively distinguish the statuses of speech pause and transmission fault. By the means of incessantly monitoring the output of the monostable trigger, the microcontroller can finally realize the control of the relay control unit and indicator unit.

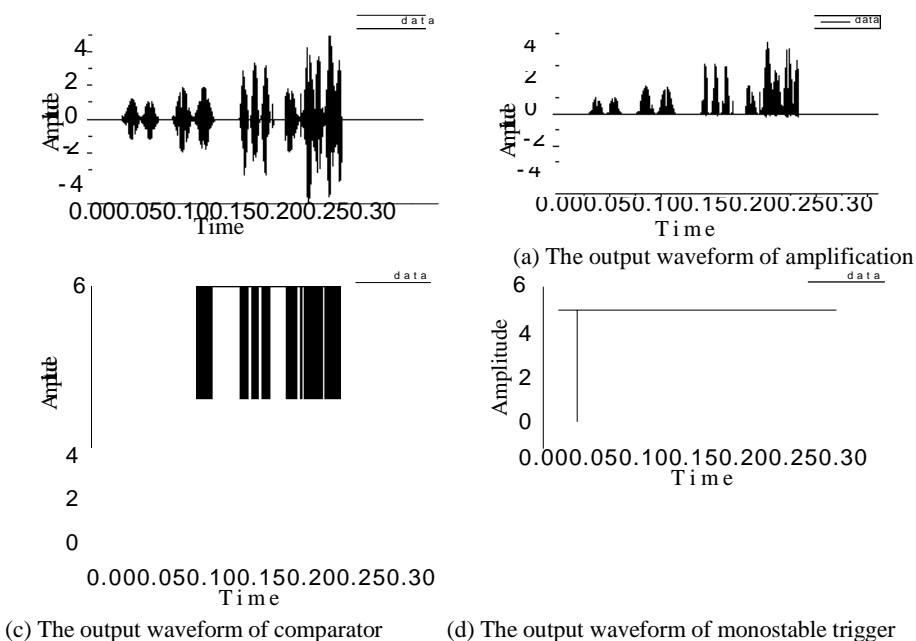


Fig. 4. The output waveform of circuit

5 Conclusions

In order to realize the purpose of automatic switching among three channels audio source, an audio source switcher using for medium wave transmitter is proposed in this paper, which can be realized with microcontroller. The proposed switcher can distinguish the statuses of speech pause and transmission fault to ensure switching the audio source correctly, and automatically choose one of three channels as audio source for the medium wave transmitter according to the default priority and the operating status of current audio source. The operating status of audio source can be indicated by indicator unit. In addition, the trap filter is also used in switcher to inhabit the high frequency interference of transmitting station to improve the stability and practical value of the proposed switcher. It is expected that this switcher has potential application in the field of medium wave transmitting.

References

1. Liang, S., Pan, G.F., Zeng, S.P.: Design and Implementation of Environmental Monitoring System Based on Bus. *Advanced Materials Research*.712, 1999--2002(2013)
2. Hu, L.K., Xi, S.P.: Multi-serial-port Card-Based Monitoring and Controlling System for A Middle-Wave Transmitter. *Computer Measurement & Control*.18, 85--87(2010) (in chinese)
3. Xi, X.H.: Design and Application of Automatic System of DX-200kW Medium Wave Transmitter. *Computer Knowledge and Technology*.9, 3885--3888(2013) (in chinese)
4. Ren, J.Y.: Design of 555 monostable flip-flop based on state diagram. *Journal of Zhe Jiang University (Science Edition)*.2, 177--181(2011)
5. ARM Limited.Cortex-M3 Technical Reference Manual, 2006.
6. ARM Limited.Cortex Microcontroller Software Interface Standard, 2009