

Computer Solutions of Maxwell's equations in Homogeneous Media

O. Pironneau
University of Paris VI and IUF

May 17, 2002

Abstract

This document is the material support for a talk given for JSIAM on the current methods for the computation of Radar Cross Sections. The talk covers more than just computations of RCS and extends to any problem which involves the numerical solution of Maxwell's equations in homogeneous media. The talk is based on a review of the most recent papers in leading journals and on the author's experience.

Contents

1 Inverse Scattering Problem

A precise definition of the radar cross section (RCS) of an object in a sector of vision Θ is irrelevant for what we wish to do here; it is complex and it can be found in books like Skolnik[?]. We only need to know that it has the dimension of a surface and is of the following form:

$$\text{RCS} \approx \frac{1}{T|E_\infty|^2} \int_0^T \int_{S \cap \Theta} |x|^2 |E|^2 d\theta d\varphi dt$$

where S is a sphere far from the object which reflects the incident electromagnetic signal $E(x, t)$, where T is the duration of the signal, θ, φ the spherical angles which define a point x on the sphere, $|E_\infty|$ the mean electromagnetic

intensity of the incident signal and Θ the solid angle which specifies the direction of interest for the reflected signal (could be the whole space or a cone in the direction of the listener).

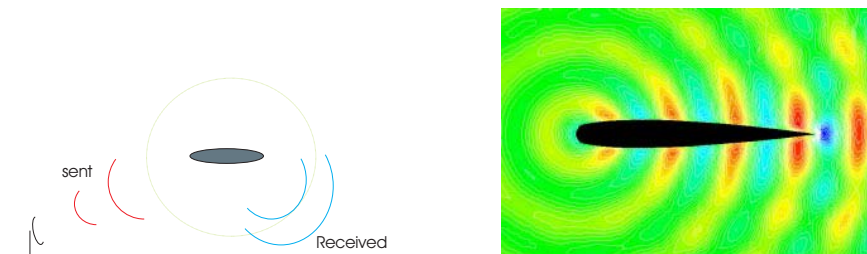


Figure 1: The schematics of RCD.

Right a computation around a NACA0012 (courtesy of Remaki[?])

For detection of airplanes and missiles of course one needs to know what is the scattered (i.e. reflected) signal when the object is lit by a radar signal. These radar signals are usually made of a long pulse containing a somewhat monochromatic wave. The frequency of the waves varies widely, there is a race towards high frequencies and there is also much classified research for obvious reasons. There exists advanced coatings which are electromagnetically absorbing materials but we will not touch this difficult and also classified subject. So we are dealing with an incident wave coming from infinity, a perfectly reflecting object (usually a perfect conductor) and an infinite medium around it, typically air because, in case of flying objects, the ground is too far and can be neglected except for low altitude flights.

2 Maxwell's Equations

An electromagnetic wave is characterised by an electric field $E(x, t)$ and a magnetic field $H(x, t)$. Then in a medium with electromagnetic constants ϵ, μ the equations read

$$\begin{aligned}\epsilon \partial_t E - \nabla \times H &= J \\ \mu \partial_t H + \nabla \times E &= 0 \\ \nabla \cdot (\mu H) &= \rho \\ \nabla \cdot (\epsilon E) &= 0\end{aligned}$$

where J is the current inside the object \dot{S} of surface S and ρ the charge density in \dot{S} . These have to be integrated in $\mathcal{R}^3 \times (0, T)$ with different values for μ, ε in air and in the object, but to have a unique solution one must prescribe the behavior of the solution at infinity, the so called Silver-Muller condition:

$$\lim_{|x| \rightarrow \infty} |x| \left(E - \frac{H \times n}{\sqrt{\varepsilon \mu}} \right) \times n = 0$$

For perfect conductors one may integrate the equations in $(\mathcal{R}^3 \setminus \dot{S}) \times (0, T)$ only and add boundary conditions on S such as

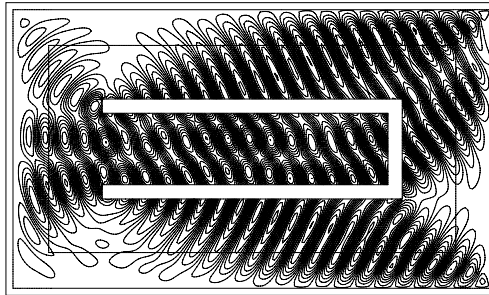


Figure 2

The open-box test case is difficult because there are closed rays and so the convergence to a periodic solution in time is at best polynomial. This result is from Morgan et[?]

$$E \times n = 0 \quad H \cdot n = 0 \text{ on } S$$

The first obvious difficulty is that there are more equations than there are variables: the system is overdetermined. In particular if the divergence equations are satisfied at time zero, then they are also satisfied at later times. The next problem is the decay in time to zero for a compact initial data:

Proposition 1 *The solution to Maxwell's equations with the boundary conditions above and initial conditions on E and H exists and is unique for given $(E, H)|_{t=0}$ with compact support. It decays exponentially in time if there are no closed rays and at best polynomially otherwise.*

2.1 Inductions

For notational and algorithmic reasons it is convenient to introduce the electric and magnetic *inductions*

$$D = \varepsilon E \quad B = \mu H$$

Remark 1 Note that

$$\nabla \cdot J = 0 \quad \varepsilon, \mu \text{ constant} \Rightarrow \nabla \cdot \mu H = \rho \quad \nabla \cdot \varepsilon E = 0$$

3 Special Cases

3.1 TM and TE modes

Transverse magnetic and transverse electric solutions are by definition of the form

$$H = \begin{pmatrix} H_x \\ H_y \\ 0 \end{pmatrix} \quad E = \begin{pmatrix} 0 \\ 0 \\ E_z \end{pmatrix} \quad \leftarrow \text{TM} \quad \text{TE} \quad \rightarrow \quad E = \begin{pmatrix} E_x \\ E_y \\ 0 \end{pmatrix} \quad H = \begin{pmatrix} 0 \\ 0 \\ H_z \end{pmatrix}$$

If the initial and boundary conditions are in one of the above form and if the geometry is cylindrical then such solutions are possible. They are essentially two dimension as seen by elimination of one of the variable

3.2 Elimination of E (or H) in TE mode

$$\mu \partial_{tt} H + \nabla \times \left(\frac{1}{\varepsilon} \nabla \times H \right) = 0$$

3.3 Monochromatic waves

Furthermore special solutions of the form $H_z(x, t) = e^{i\omega t} u(x)$ are possible and u is then solution of a *Helmholtz* equation:

$$\kappa^2 u + \Delta u = 0 \quad \kappa = \omega^2 \mu \varepsilon$$

3.3.1 In a half space

When S is the plane $x \cdot n \geq 0$ and with a monochromatic incident wave $u^i = e^{\mathbf{i}k \cdot x}$, $|k| = \kappa$ there is an analytical solution

$$u = e^{\mathbf{i}k \cdot x} - e^{\mathbf{i}\bar{k} \cdot x} \quad \bar{k} = k - 2(n \cdot k)n$$

These are interpreted as Descartes' geometrical construction for the reflected signal because it is symmetrical to the incident wave with respect to the normal of the plane.

3.3.2 Cylinder

When S is a cylinder and the incident wave has TM or TE polarization then there is an analytical solution to the Maxwell equations in terms of special functions (Legendre, Bessel and Henkel's):

$$u^s = - \sum_{n=0}^{\infty} \mathbf{i}^n (2n+1) \frac{j_n(kR)}{h_n(kR)} h_n(k|x|) P_n\left(\frac{k \cdot d}{|k||d|}\right)$$

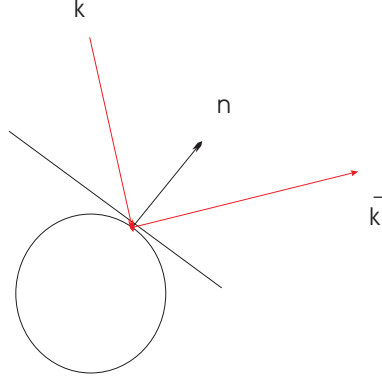
3.3.3 Sphere

When S is a sphere there is also a semi-analytical solution. Furthermore whatever the boundary conditions a Fourier expansion of solution is known outside the cylinder / sphere.

4 Geometrical and physical Optic

At high frequencies it is reasonable to assume that the incident wave "sees" S almost as if it was its tangent plane. With such an approximation one may assume that Descartes' law of reflections are true and then construct the reflected signal by a purely geometrical construction with ray going from the source in all directions onto the object and reflected by a symmetry with respect to the normal of S . This explains why stealth airplanes tend to

privilege flat surfaces.



One may go one step further in precision with *physical optics*. We will see later that the solution of Helmholtz' equation satisfies

$$u(x) = u^i(x) - \int_{\Gamma} \left[\frac{\partial u}{\partial n} \right] \frac{e^{i\kappa|x-y|}}{4\pi|x-y|} d\gamma(y)$$

If , in this formula we apply the approximation of geometrical optic to $\partial_n u$ then its jump across S is

$$\left[\frac{\partial u}{\partial n} \right] \approx 2 \frac{\partial e^{i\mathbf{k}\cdot\mathbf{y}}}{\partial n} = 2i\mathbf{k} \cdot n e^{i\mathbf{k}\cdot\mathbf{y}}$$

and so

$$u(x) = u^i(x) - \int_{\Gamma} i\mathbf{k} \cdot n \frac{e^{i(\mathbf{k}\cdot\mathbf{y} + \kappa|x-y|)}}{2\pi|x-y|} d\gamma(y)$$

This is/was the best method to compute the RCS until computing power allowed the full solution of Helmholtz equation and now the full time dependent Maxwell system.

5 Truncation of the Domain

5.1 Matching with an exact condition

Because the Fourier series of the general solution of Maxwell's equations is known outside a sphere, it is possible to match the computed solution inside a

sphere and its first derivative with its outer expansion. this gives a non-local operator which is complex in general (see Keller[?]) but manageable for

$$k^2u + \Delta u = 0 \text{ in } R^3 \setminus \dot{S} \quad u|_S = \lambda$$

This leads to the following numerical method: let the Dirichlet to Neumann operator be $\mathcal{M}(\lambda) = -\frac{\partial u}{\partial n}|_S$ then solve

$$k^2u + \Delta u = 0 \text{ in } \dot{S} \setminus \Omega \quad u|_\Gamma = u_\Gamma \quad \mathcal{M}(u) + \frac{\partial u}{\partial n}|_S = 0$$

5.2 Transparent conditions

An outgoing monochromatic wave satisfies

$$\frac{\partial u}{\partial n} - i\kappa u = 0$$

therefore this relation can be used in conjunction with Helmholtz equation.

More precise conditions have been proposed such as the following second order condition:

$$-\frac{1}{2} \frac{\partial^2 u}{\partial s^2} + i\kappa \frac{\partial u}{\partial n} - k^2 u = 0$$

on the boundary of a square approximating infinity, together with jump conditions at the corner of the square:

$$ik\gamma u + \frac{\partial u}{\partial s^+} - \frac{\partial u}{\partial s^-} = 0 \quad \text{at corners}$$

5.3 PML

Perfectly Matching Layers (PML) as proposed by Berenger [?], Bonnet-Poupeau[?] are perhaps the most favored method these days. In the case of TM polarization, one add to the computational domain an absorbing layer (the coefficient σ) tuned to absorb only in the direction normal to the outer boundary:

$$\begin{aligned} \partial_t H_x + \partial_y E_z + \sigma_2 H_x &= 0 \\ \partial_t H_y - \partial_x E_z + \sigma_1 H_y &= 0 \\ \partial_t E_z - \partial_x H_y + \partial_y H_x + \sigma_1 E_z + (\sigma_2 - \sigma_1) E_z^1 &= 0 \\ \partial_t E_z^2 + \partial_y H_x + \sigma_2 E_z^2 &= 0 \end{aligned}$$

where

$$E_z = E_z^1 + E_z^2, \quad \begin{pmatrix} \sigma_1 \\ \sigma_2 \end{pmatrix} = \frac{18}{\lambda^4} (\vec{x} - \Gamma_\infty)^3$$

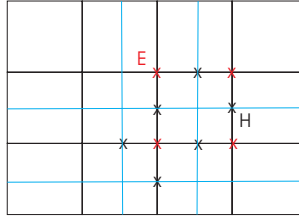
See Morgan et al[?] for numerical results for instance.

6 Yee's Scheme for the TM mode

The first and perhaps the best efficient scheme for Maxwell's system discretized by the finite difference method was given by Yee[?].

$$\partial_t E_z = Z \nabla \times \vec{H} \quad \partial_t \vec{H} = \frac{1}{Z} \nabla \times E_x$$

It uses central differences on a staggered grid and a leap from time scheme



$$\begin{aligned} E_{z,i,j}^{n+1} &= E_{z,i,j}^n - Z \frac{\delta t}{\delta x} (\delta_x H_{y,i,j}^{n+1/2} - \delta_y H_{x,i,j}^{n+1/2}) \\ H_{x,i,j-1/2}^{n+1/2} &= H_{x,i,j-1/2}^{n-1/2} - \frac{\delta t}{Z \delta y} \delta_y E_{z,i,j-1/2}^n \\ H_{y,i-1/2,j}^{n+1/2} &= H_{y,i-1/2,j}^{n-1/2} + \frac{\delta t}{Z \delta x} \delta_x E_{z,i-1/2,j}^n \end{aligned}$$

where δ_x, δ_y are centered. The scheme is $O(\delta x^2 + \delta t^2)$; 4th order improvement can be found in [?]

7 Validation

To validate a numerical method one can test it against exact solutions. Then one can plot the Sobolev norm error, phase error, diffusion error, etc versus mesh, time step at each time. Typical test problems are the cylinder and the sphere in infinite domain and the rectangle with simple boundary and initial

conditions. Visual performance can be acquired by comparing with popular test cases such as the open box problem, the NACA0012 and the CETAF wing.

8 Finite Element Methods

8.1 A conforming method of order 1

Let $Q = (B_x, B_y, D_z)$ then

$$\partial_t Q + \nabla \cdot F(Q) = 0 \quad F = \begin{pmatrix} 0 & \frac{D_z}{\epsilon} \\ -\frac{D_z}{\epsilon} & 0 \\ -\frac{B_y}{\mu} & \frac{B_x}{\mu} \end{pmatrix}$$

K. Morgan et al [?] use *linear elements* plus a 2 step Runge-kutta time discretization:

$$Q^{n+1/2} = Q^n - \delta t \nabla \cdot F(Q^n) \quad \int_{\Omega} (Q^{n+1} - Q^n) w = -\delta t \int_{\Omega} w \nabla \cdot F(Q^{n+1/2})$$

PML is used in a rectangle. a stability condition is necessary of the CFL type $\delta t \leq ch$. The method requires mass lumping to be explicit but an implicit version with two jacobi iterations per time step to solve the linear system associated with the mass matrix is sufficient.

8.2 Finite Element Methods with the Nedelec Element

To improve the accuracy on the divergence equations, one may use the Nedelec Element to approximate

$$H(\text{curl}, \Omega) = \{\vec{v} \in L^2(\Omega)^d : \nabla \times \vec{v} \in L^2(\Omega)^d\}$$

It is

$$V_h = \{\vec{v}_h \in H(\text{curl}, \Omega) : \vec{v}_h|_K \in \mathcal{P}_1^d \quad \forall \text{ triangles } K\}$$

or also

$$V_h = \{\vec{v}_h \in H(\text{curl}, \Omega) : \vec{v}_h = \vec{a}_K + \vec{b}_K \times \vec{x}\}$$

The degrees of freedom are the integrals on edges $\int_e (v \cdot \tau)$

Proposition 2

$$\|v - v_h\|_0 + \|\nabla \times (v - v_h)\|_0 < h \|v\|_{1, \text{curl}}$$

8.3 Stabilization

Elimination of a variable, for instance \vec{E}

$$\mu \partial_{tt} H + \nabla \times \left(\frac{1}{\varepsilon} \nabla \times H \right) = 0$$

plus an implicit centered time scheme gives

$$\begin{aligned} \frac{\mu}{\delta t} H + \nabla \times \frac{1}{\varepsilon} \nabla \times H - \mu \nabla p &= f \\ \nabla \cdot (\mu H) &= g \\ [H \times n] = 0 \quad [\mu H \cdot n] = g \quad [p] = 0, \quad \left[\frac{1}{\varepsilon} \nabla H \times n \right] &= f \quad \text{on } \Gamma \\ p = 0 \quad H \times n = 0 &\quad \text{on } \partial\Omega \end{aligned}$$

Note that if $\nabla \cdot f = \frac{1}{\delta t} g$ then $p = 0$.

8.3.1 Approximation

Raviart et al[?] used a linear/quadratic conforming element just as for the Stokes problem. Zou et al[?] use the Nedelec element[?][?] H_h with linear elements for p_h :

$$H_0(\text{curl}) = \{v \in H(\text{curl}) : v \times n = 0 \text{ on } \Gamma\}$$

The variational form is: find $H \in H_0(\text{curl}), p \in H_0^1$ with

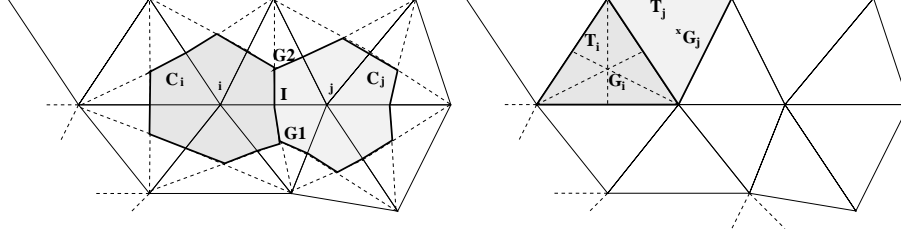
$$\begin{aligned} a(H, B) &\equiv \int_{\Omega} \frac{1}{\varepsilon} \nabla \times H \cdot \nabla \times B & b(H, q) &\equiv - \int_{\Omega} \mu H \cdot \nabla q \\ a(H, B) + b(B, p) &= \int_{\Omega} f \cdot B - (f \times n, B)_{\Gamma} \quad \forall B \in H_0(\text{curl}) \\ b(H, q) &= \int_{\Omega} g q + (g, q)_{\Gamma} \quad \forall q \in H_0^1 \end{aligned}$$

One has existence and uniqueness and for the discrete problem and $O(h)$ because the inf-sup conditions for this mixed problem are satisfied.

9 Finite Volume and Discontinuous Galerkin Methods

There are two families of Finite Volume Methods, those which use the triangles as their finite volume and those which use the cells formed by the set of

triangles which have a common vertex.



Finite Volumes with piecewise constant approximations on cells for $Q = (B_x, B_y, D_z)$ give

$$\partial_t Q + \nabla \cdot F(Q) = 0 \quad F = \begin{pmatrix} 0 & \frac{D_z}{\epsilon} \\ -\frac{D_z}{\epsilon} & 0 \\ -\frac{B_y}{\mu} & \frac{B_x}{\mu} \end{pmatrix}$$

Just as for conservation laws in fluid, the finite volume method gives

$$area(T_k) \partial_t Q_k + \sum_{1,2,3} \bar{F}(Q) n_{ij} = 0$$

It can be integrated with Godunov scheme:

$$A_{ij} = F'(\bar{Q}) n_{ij}, \quad \partial_t \bar{Q} + \partial_s (A_{ij} \bar{Q}) = 0, \quad \text{if } n < n_{ij} \quad \bar{Q}(0) = Q_i \quad \text{else} = Q_j$$

where $\bar{F}(Q) = F(\bar{Q})$.

Second order flux correction and/or discontinuous Galerkin of any degree are also feasible. An implementation by Cioni et al [?] and Remaki[?][?] is as follows:

- Two step R-K, $CFL < 1/3$ (classical FVM = 0.75, Yee = $1/\sqrt{2}$)
- P^0 with second order correction is about same precision as order 1 yet twice as fast, but somewhat more diffusive.
- Alternatively Leap-Frog $Q^{n+1} - Q^n = \delta t F(Q^{n+1/2})$ preserves $\mathcal{E} = \frac{1}{2}(\epsilon E^2 + \mu H^2)$. For $\delta t < ch$ the scheme is L^2 stable. Von Neumann stability cond is 2× bigger than Yee's ($\delta t < cdx$) but equal precision requires a grid 2× finer.

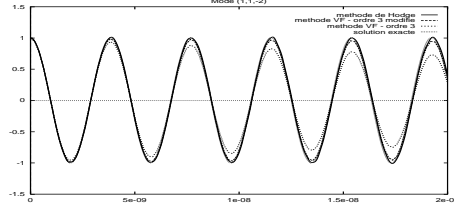
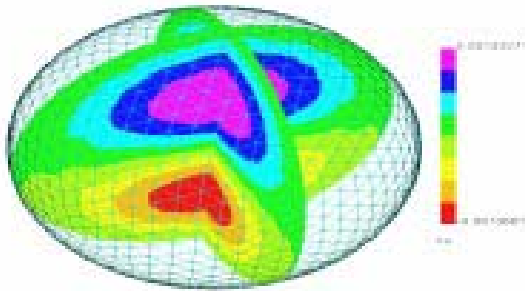
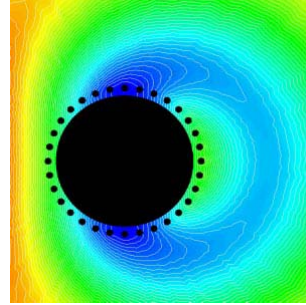
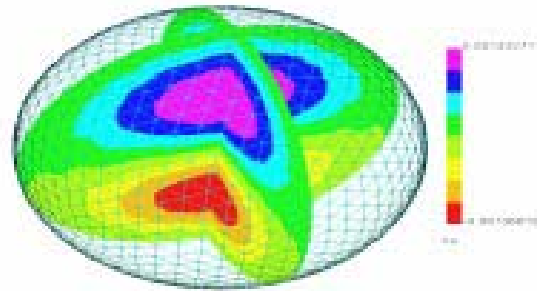


Figure 9: Comparison with a finite volumemethod on the same mesh.



Exact solution



Computed solution

Figure 5: Courtesy of Lala[?] and [?]

10 The Explicit Schemes of Bossavit

Using the theory of tensor calculus, Bossavit[?] proposed to use a leap frog time scheme with a collocation method based on the use of projection operators from n -forms to m -forms:

$$\begin{aligned} \frac{B^{n+1/2} - B^{n-1/2}}{\delta t} &= \mathcal{A}_h D^n & \frac{D^{n+1} - D^n}{\delta t} &= \mathcal{B}_h B^{n+1/2} \\ H^{n+1/2} &= \frac{1}{\mu} \Pi_h B^{n+1/2} & E^{n+1} &= \frac{1}{\epsilon} \Pi_h D^n \end{aligned}$$

E, H and 1-forms are approximated with one degree of freedom per edge while B, D and 2-forms have one degree of freedom per face.

Divergence and Energy exactly conserved and the scheme is $O(\delta t^2 + h^2)$.

The originality of the scheme is that it treats exactly the PDEs and puts the interpolation operators on the constitutive relations between E and D and

H and B. However at best it needs inversion of local mass matrices, requires 7K per point and is more dispersive than FVM or order 3 yet less diffusive. It is unconditionally L^2 stable but H^1 stability requires a CFL conditions as usual.

It can also be extended to quadrangles (see also Lala[?]).

11 Harmonic signal

11.1 Direct Methods

If $(E_\infty, H_\infty) = \text{Re}(u_\infty(x), v_\infty(x))e^{i\omega t}$ then after some time

$$\begin{aligned} i\omega\varepsilon E - \nabla \times H &= \hat{J} \\ i\omega\mu H + \nabla \times E &= 0 \\ \nabla \cdot (\mu H) &= \hat{\rho} \\ \nabla \cdot (\varepsilon E) &= 0 \end{aligned}$$

It can be reached by $t \rightarrow \infty$ or least square (Glowinski et al[?]) or augmented with $\partial/\partial t$ or stabilized. The stabilization is as follows

$$\begin{aligned} i\omega\varepsilon E - \nabla \times H + \nabla p &= \hat{J} \\ i\omega\mu H + \nabla \times E + \nabla q &= 0 \\ \nabla \cdot (\mu H) &= \hat{\rho} \\ \nabla \cdot (\varepsilon E) &= 0 \end{aligned}$$

Fig. 3d solution of Helmholtz' equation with 1.5 million mesh nodes (from Heikkola[?]).

11.2 TE or TM Cases

In the 2d cases (TM or TE) it reduces to a scalar Helmholtz equation

$$\omega^2 \varepsilon \mu u + \Delta u = 0$$

Any method works but usually produces large ill-conditioned linear system!

11.3 Boundary Element Method

When ε, μ are constant the following integral equation is equivalent to Maxwell system:

11.3.1 Electric Field Integral Equation (EFIE)

For all $\hat{J} // \Gamma$

$$\int_{\Gamma \times \Gamma} \frac{e^{i\kappa|x-y|}}{4\pi|x-y|} [J(y) \cdot \hat{J}(x) - \frac{1}{\kappa^2} \nabla_{\Gamma} J(y) \cdot \nabla_{\Gamma} \hat{J}(x)] d\gamma(y) d\gamma(x) = \frac{1}{\kappa Z} \int_{\Gamma} E^i \cdot \hat{J} d\gamma$$

11.3.2 Magnetic Field Integral Equation (MFIE)

Alternatively one may use:

for all $\hat{J} // \Gamma$

$$\int_{\Gamma \times \Gamma} \left[\frac{1}{2} J(y) \cdot \hat{J}(x) + [n(x) \times \nabla_{\Gamma} \left(\frac{e^{i\kappa|x-y|}}{4\pi|x-y|} \right) \times J(y)] \cdot \hat{J}(x) \right] d\gamma(y) d\gamma(x) = \int_{\Gamma} H^i \cdot \hat{J} \times n d\gamma$$

or even combine both to give a more stable equation:

11.3.3 Combined Field Integral Equation (CFIE)

$$CFIE = \alpha EFIE + (1 - \alpha) \frac{i}{\kappa} MFIE$$

11.3.4 Discretization

in Schwab[?] the discretization is done with the Raviart Thomas element

$$\mathcal{RT}_0(\Gamma_h) = \{J_h \in H(\operatorname{div}_\Gamma, \Gamma) : v_h|_T = \vec{a} + \beta \vec{x}, \quad a_j, \beta \in \mathcal{C}\}$$

for which the degrees of freedom are the edge integrals $\int_e v_h \times n ds$

Proposition 3 *Both the continuous and discrete sesqui-linear forms are the difference of a $H^{-1/2}(\operatorname{div}_\Gamma, \Gamma)$ -elliptic sesqui-linear form and a compact sesqui-linear form.*

Proposition 4

$$|J - J_h| \leq \inf_{I_h \in \mathcal{G}_h} |J - I_h|_G$$

where $G \approx H^{-1/2}(\operatorname{div}_\Gamma, \Gamma) \dots$

11.3.5 Iterative Solution

Consider the Helmholtz equation and let $G(x) = e^{\mathbf{i}|x|}/|x|$

$$\Delta u + \kappa^2 u = 0 \quad \partial_n u|_\Gamma = g \quad r(\partial_n - \mathbf{i}\kappa u)|_\infty = 0$$

solved by having $u(x) = \int_\Gamma w(y) \partial_n G(x-y) d\gamma(y)$ for all \hat{w}

$$\int_{\Gamma \times \Gamma} G(x-y) (\nabla w \cdot \nabla \hat{w} - \kappa^2 w \hat{w} n(x) \cdot n(y)) d\gamma(x) d\gamma(y) = \int_\Gamma g \hat{w}$$

discretized by P^1 elements and solved by conjugate gradient

$$\begin{aligned} N_\kappa w &= - \int_\Gamma \frac{\partial^2 G}{\partial n(x) \partial n(y)} (x-y) w(y) d\gamma(y) \\ S_\kappa w &= \int_\Gamma G(x-y) w(y) d\gamma(y) \\ D_\kappa w &= \int_\Gamma \partial_n G(x-y) w(y) d\gamma(y) \end{aligned}$$

Recall the Calderon identity $4S_\sigma N_\kappa = 1 + 4(D_\kappa^2 + (S_\sigma - S_\kappa)N_\kappa)$ shows that $S_\sigma \approx N_\kappa^{-1}$ because the rest is compact.

Proposition 5 $Z = C^{-1}B_\sigma C^{-1}$ is a preconditioner with

$$B_{\sigma_{ij}} = \int_\Gamma w^i S w^j = \int_{\Gamma \times \Gamma} w^i(x) G(x-y) w^j(y) \quad C_{ij} = \int_\Gamma w^i w^j$$

in the sense that $Z^{-1}N$ has condition number $O(1)$ when κ and σ are not near a resonance mode.

11.4 Fast Multipole Methods

FMM is an acceleration algorithm which makes the overall integral equation solver $O(n \log n)$ where n is the number of discretization points on the surface S . TO illustrate the principle of the method we reproduce here the example from Darve[?][?][?].

To compute $v_i = \sum_{j=1}^J \frac{u_j}{x_i - x_j}$ $i = 1..J$ which normally takes J^2 operations one may do the following:

$$\frac{1}{x-y} = \frac{1}{x-z+z-y} = \frac{1}{(x-z)(1+\frac{z-y}{x-z})} = \sum_{m=0}^M \frac{(y-z)^m}{(x-z)^{m+1}} + o\left(\left(\frac{z-y}{x-z}\right)^M\right)$$

therefore

$$\sum_{j=1}^J \frac{u_j}{x_i - x_j} = \sum_{m=0}^M \left[\sum_{j=1}^J (x_j - z)^m u_j \right] \frac{1}{(x_i - z)^{m+1}} = B_{im} A_{mj} u_j$$

Now the operation count is $2M \times J + M \times M$.

To apply this idea to Maxwell's integral formulation we need special factorized solutions to Maxwell Harmonic such as ($\kappa = \omega \sqrt{\epsilon \mu}$)

$$E(x) = \sum_{j \geq 1} \sum_{m \in [-j, +j]} \left[u_j^m \frac{h_j(\kappa r)}{h_j(\kappa)} T_j^m(\theta, \varphi) + \frac{i\kappa}{\omega \epsilon} v_j^m \left[\frac{j+1}{2j+1} \frac{h_{j-1}(\kappa r)}{h_j(\kappa)} I_{j-1}(\theta, \varphi) + \frac{j}{2j+1} \frac{h_{j+1}(\kappa r)}{h_j(\kappa)} N_{j+1}^m(\theta, \varphi) \right] \right]$$

Rokhlin[?], Greengard[?], Chew[?], Darve[?] have perfected the method. Here are some results

Computations with the FMM (courtesy of E.Darve)

12 Conclusion

There are 3 families of methods: time methods, frequency FEM methods, BEM-FMM. FMM is fastest but difficult for non constant materials. Direct time formulation is most general and can handle any radar pulse but may be slow to converge. Frequency methods are a good compromise at present. However more research on preconditioners is needed. More generally authors unfortunately do not pay attention to the standardization of test cases and this makes the comparisons difficult. To allow finite difference methods to be general one needs to use the fictitious domain embedding method. For inverse scattering the handling of thin layers of composite materials are essential but we have not covered this aspect in this report

References

- [1] Assous, F., Degond, P., Heintzé, E., Raviart, P.-A., Segré, J.: On a finite-element method for solving the three-dimensional Maxwell equations. *J. Comput. Physics* 109, 222237 (1993).

- [2] J.P. Bérenger. Three-dimensional perfectly matched layer for the absorption of electro- magnetic waves. *J. Comput. Phys.*, 127:363-379, 1996.
- [3] F. Bonnet and F. Poupaud, Berenger absorbing boundary conditions with time volume scheme for triangular meshes, *Applied Numerical Mathematics* 1997; 25 : 333-354.
- [4] A. Bossavit, Un nouveau point de vue sur les éléments mixtes, *MATAPLI*, 20 (1989), pp. 23-35.
- [5] M.Cessenat ,*Mathematical Methods in Electromagnetism* , World Scientific,River Edge,NJ, 1998.
- [6] W. C. Chew. Fast algorithms for wave scattering developed at the university of illinoiss electromagnetics laboratory. *IEEE antennas propag. mag.*, 35(4):pp. 2232, Aug. 1993.
- [7] S.H. Christiansen, J.-C. Nédélec Des préconditionneurs pour la résolution numérique des équations intégrales de frontière de l acoustique *C.R.Acad.Sci.Paris Ser.I Math.*,t.330,p.617-622,2000.
- [8] Ciarlet, P.G, *The Finite Element Method*,Prentice Hall, 1977.
- [9] J.P.Cioni, M.Remaki, Comparaison de deux méthodes de volumes nis en électromagnétisme, rapport de recherche INRIA no 3166, mai 1997.
- [10] E. Darve. Fast-multipole : a mathematical study (abridged version). *C. R. Acad. Sci. Paris, Serie I*(t. 325):pp. 10371042, 1997.
- [11] E. Darve. The fast multipole method: Numerical implementation. *Journal of Computational Physics*, 160(1):pp. 195240, May 2000.
- [12] E. Darve. Methodes multip oles rapides: resolution des equations de Maxwell par formulations integrales. Ph.D. in applied math, Universite Pierre et Marie Curie, Paris, June 1999.
- [13] L. Greengard, J. Huang, V. Rokhlin, and S. Wandzura. Accelerating fast multipole methods for low frequency scattering. *IEEE Computational Science & Engineering Magazine*, July 1998.
- [14] L. Greengard. Fast algorithms for classical physics. *Science*, 265(5174): pp. 909914, Aug 1994.

- [15] J. Keller, Boundary condition for the Maxwell system. J. Comp. Physics 1999.
- [16] M.I. Skolnik, Introduction to Radar Systems. New York: McGraw-Hill, 1980.
- [17] R. Glowinski, T.W. Pan, and J. Periaux. A fictitious domain method for external incompressible viscous flow modeled by Navier-Stokes equations. Comp. Meth. in Appl. Mech. and Eng., pages 283-303, 1994.
- [18] E. Heikkola, T. Rossi, J. Toivanen: A parallel fictitious domain method for the 3D Helmholtz equation. Proc 9th SIAM Conf on parallel computing, SIAM 1999.
- [19] Stéphanie Lala, Armel de La Bourdonnaye: A finite-element method for Maxwell system preserving Gauss laws and Energy INRIA report N 3557, Nov 1998.
- [20] P.Monk ,Analysis of finite element method for Maxwell fs equations ,SIAM J.Numer.Anal., 29 (1992),pp.714 .729.
- [21] K. Morgan, O. Hassan, N. E. Pegg and N. P. Weatherill, The simulation of electromagnetic scattering in piecewise homogeneous media using unstructured grids , Computational Mechanics, 2000; 25 : 438447
- [22] R.Nicolaides and D.-Q.Wang ,Convergence analysis of covolume scheme for Maxwell s equations in three dimensions ,Math.Comp.,67 (1998),pp.947 963.
- [23] Nédélec,J.-C.: A new family of mixed finite elements in IR^3 . Numer. Math. 50, 5781(1986).
- [24] B. Petitjean and R. Löhner, Finite element solvers for radar cross section RCS calculations, AIAA Paper 92-0455, 1992
- [25] F. Poupaud and M. Remaki. Existence and uniqueness of the maxwell's system solutions in heterogeneous and irregular media. C. R. Acad. Sci. Paris Sér. I Math., t. 330:99 103, 2000.
- [26] Raviart P.A.: Finite element approximation of the time-dependent Maxwell equations. Technical Report GdR SPARCH vol 6, Ecole Polytechnique, France (1993).

- [27] Malika Remaki et Loula Fézoui: Une méthode de Galerkin Discontinu pour la résolution des équations de Maxwell en milieu hétérogène. INRIA report N 3501 Septembre 1998
- [28] M. Remaki. A new nite volume scheme for solving maxwell's system. COMPEL- The International Journal for Computation and Mathematics in Electric and Electronic Engineering, 19(3):913-931, 2000.
- [29] V. Rokhlin. Diagonal forms of translation operators for the helmholtz equa-tion in three dimensions. Research Report YALEU/DCS/RR-894, Yale Uni-versity Department of Computer Science, March 1992.
- [30] V. Rokhlin. Rapid solution of integral equations of scattering theory in two dimensions. Journal of Computational Physics, 86(2):414439, Feb 1990.
- [31] R. Hiptmair and and C. Schwab: Natural BEM for the Electric Field Integral Equation on polyhedra. Preprint EPFL, 2001.
- [32] Ciarlet, Jr, P., Zou, J. : Finite element convergence for the Darwin model to Maxwells equations. RAIRO Math. Modelling Numer. Anal. 31, 213250 (1997).
- [33] K. S. Yee, Numerical solution of initial boundary value problems involving Maxwell's equations in isotropic media, IEEE Trans. Antennas and Propagation, vol. 14 pp302-307, May 1966.
- [34] A. Yefet, P. Petropoulos: A non-dissipative staggered fourth order accurate explicite FDM scheme ICASE report, 1998. Report 99-30