

EV Charging Algorithm Optimization Considering Photovoltaic Systems

Chang-Jin Boo ¹, Seung-Yong Yang² and Ho-Chan Kim ²

¹ Dept. of Electrical Energy Engineering, Jeju International University,
2870 516no, Jeju-si, 690-714, Korea
boo1004@jeju.ac.kr

² Dept. of Electrical Engineering, Jeju National University
102 Jejudaehakno, Jeju City, 690-756, Korea
didtmddy11}@jejunu.ac.kr, hckim@jejunu.ac.kr(corresponding author)

Abstract. Electric vehicles (EVs) charging algorithms with a photovoltaic (PV) system have been studied in this paper. This work includes the issues such as how to maximize photovoltaic utilization and reduce energy cost of EVs charging, that is important for the integration of efficient EVs charging stations in Smart Grids. A model predictive control (MPC) with linear programming (LP) is used for optimal control, and the time-of-use (TOU) price is included to calculate the energy costs. Simulation results show that the reductions of energy cost and peak power can be achieved using the proposed algorithms

Keywords: EV charging control, Photovoltaic system, Model predictive control, Linear programming, Optimization

1 Introduction

The development of EV is an important direction of modern automobile vehicles. However, the restriction of the EV's rapid growth is mainly due to the lack of the EV charging facilities [1]. With continued development in EV charging facilities, EV loads are expected to increase dramatically in the near future and this will bring negative impacts on the stability of power grids. EV loads are seldom controlled in the current practice of power system planning, which results in risks in power system operation and management.

Nowadays the photovoltaic power generation capacity globally installed grows explosively as the capital cost of the photovoltaic power system reduces. And almost all of the photovoltaic power system is connected to the distribution grid. However, photovoltaic power generation is unstable, which is significantly affected by the weather and season; grid-connected photovoltaic power systems thus will cause issues to the distribution grid such as overvoltage and equipment overload. To improve the photovoltaic power utilization, the battery energy storage system can be used to balance the differences between the photovoltaic power and load power.

The power demand of EV day-time charging has a large overlap with photovoltaic power generation. The EV charging time during the day is shorter than the daily

average parking time, which is also variable. An ESS is a system that is capable of absorbing energy, storing it for a period of time, and then returning it for use. In an electrical grid, an ESS can be used to match supply and demand. The ESS is charged when demand is low and discharged when demand is high. Thus, the overall energy efficiency of a system is improved, and the energy flow from the electrical grid connected to the system is stabilized. Installing an ESS can enable commercial to improve the quality and reliability of their power supply and to reduce their electricity costs [2].

The electricity pricing policy provides guides for power demand and consumption mode of customers. Customers will respond to variable electricity prices, deciding whether they prefer charging or discharging and actively adjusting charging rate and time. In countries with a mature electricity market environment, research has been focused in this area. For instances, Cao et al. used the time-of-use (TOU) price to find optimal charging loads, which minimizes the charging cost in a regulated market [1]. Deliami et al. proposed a two-stage control strategy to maximize the profit of the charging station and minimize the peak load of the distribution transformer [3].

Electricity market in Korea may be a typical example of the regulated market, where electricity prices are fixed by the government and remain unchanged for a relatively long period of time. At present, the electricity pricing mechanism in Korea mainly includes the stepwise power tariff and the TOU price. With such a transparency, the EVs in Korea will play a significant role in balancing power supply and demand.

Based on the state-of-charge (SOC), this paper focuses on the application of the model predictive control (MPC) to electric vehicle that is charged on the TOU rates. An MPC approach with the linear programming (LP) is selected to model and simulate the EV systems. An MPC strategy is selected, because its periodic re-optimization characteristic provides stability during external disturbances [4]. By using the proposed method, EVs are able to adjust charging power and reduce the cost of costumers in load demand.

2 Efficient EV Charging Control

Since the purpose is to ensure EV charging with minimal energy consumption, the cost function must reflect its performance in a mathematical formulation. Thus, the proposed cost function minimizes energy consumption, subject to constraints on the SOC, which should be higher or equal to the lower limit of the comfort range. This formulation being linear, allows the use of the LP method for solving the optimization problem. In this paper, we used the following energy cost function to represent the daytime electricity expense.

$$\min J = \sum_{t=1}^{24} P_t \cdot \Delta t \cdot I_{ch}(t)$$
$$s.t. \quad SOC(t) \geq SOC_{min}$$
$$I_{ch}(t) \leq I_{max}$$

(1)

*

□

where the variable u_k is the charging function which needs to be solved by the optimization algorithm over a control horizon (H), P_k and D_k are respectively the power consumption and the discharge power in the battery at the time k. M is the number of charging stations, r_k and r_{off} account for the TOU electricity rates in the k-th switching interval and the off-peak rate, respectively. If a control horizon (H) of a 9-hour daytime is divided into 15 min switching intervals, then, N = 36 is the total number of time steps per daytime.

In this paper, a practical rate plan in Table 1 is applied, where the time period is divided into on-peak, mid-peak and off-peak. We assume that an ESS with a total capacity of C can be charged during off-peak time at the night.

Table 1. Summary of TOU electricity rates in electric vehicle

Time period	Energy charge (KRW/kWh)		
	Summer	Spring/fall	Winter
Off-peak	52.5	53.5	69.9
Mid-peak	110.7	64.3	101.0
On-peak	163.7	68.2	138.8

The SOC is defined as the remaining capacity of a battery and it is affected by its operating conditions such as load current and temperature. In this paper, the time duration t_c in minutes of the charging process can be derives as [6].

$$t_c = \frac{C - SOC_{init}}{C \cdot \eta} \quad (2)$$

where SOC_{init} and SOC_{target} represent the initial and target SOC of the EV battery, respectively, C is the battery capacity in kWh, L is the charging station level in kW, and η is the charging efficiency.

Eq. 1 is an optimization problem. Additional inequality constraints can also be directly imposed on the charging to regulate the charging time within a range. This implies that constraints need to be added to the cost function:

$$(3)$$

There still exists potential to reduce the peak load, and then save money on a TOU pricing, by wisely pre-designing the charging set-point schedules. However, performing an efficient strategy requires significant amount of knowledge and efforts from charging station operators.

The MPC algorithm will be compared with the conventional on/off charging algorithm of the EV system. The on/off control algorithm is based on the revised switching levels, and it is defined as

(4)

2.1 MPC Control Algorithm using Linear Programming

The MPC control strategy can be explained further with Fig. 1, which shows the result of a hypothetical controller that controls the SOC levels of EV. The control model in Fig. 1 uses 15 min switching intervals, and a control horizon (H) of 9 h. The process of the MPC controller in Fig. 1 can be described as follows [7]. Note that the MPC sampling intervals are chosen to coincide with the switching intervals of the EV systems.

However, once the predicted inputs are calculated only the first predicted input is implemented and the rest of the predicted inputs are discarded. After the first predicted input is implemented the entire optimization process is repeated. This means that the EV system is switched on for 15 min, and when the 15 min interval lapses the level of the reservoir is sampled again, the constraints are re-applied and the future statuses of the SOC are computed over the next 7 h.

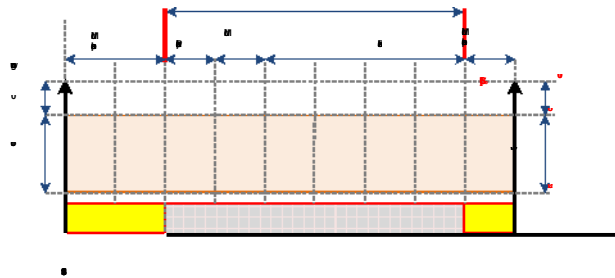


Fig. 1. One Control horizon switching strategy

3 Simulation Results

Grid

Grid,

PV+ESS, Grid+PV+ESS

Grid

In order to verify the effectiveness of optimized charging model presented in this paper, we consider the multi-EV and multi-station case for performance comparison. The number of EVs and the number of charging stations are 4 and 2, respectively in Fig. 2. It is assumed that the initial SOCs of 4 EVs at 9 o'clock are 0.2, 0.3, 0.31, 0.41 and the target SOC of all vehicles is set to 0.8 at 18 o'clock. The total battery capacity of all vehicles and the power level of charging stations have 24 kWh and 6.6 kW, respectively. The charging efficiency is considered as 0.9. We consider an ESS with a total capacity of 20 kWh, but only 18 kWh is used to extend battery life. The maximum rate of discharge is around to be 3 kW. Thus, we set α to 18, and values

of 3 kW are used in the problem formulation.

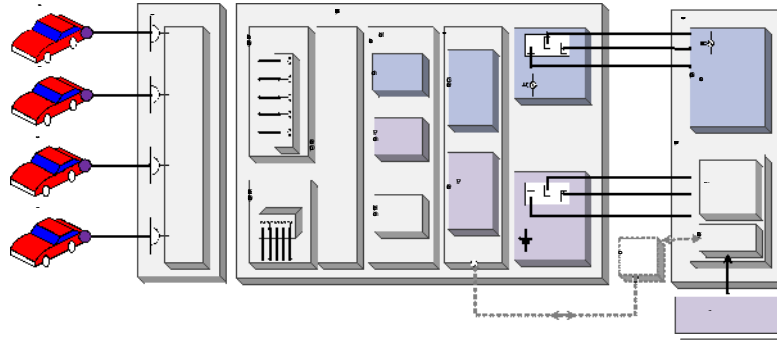


Fig. 2. Charging station and EV configuration

This paper simulates and compares the following two control algorithms.

- (1) On/off control algorithm
- (2) MPC control algorithm with ESS

0110

Fig. 3 and Fig. 4 show the simulation results of the two control algorithms. In Fig. 3, we see that the SOCs in four electric vehicles are operated in the upper bound of the defined SOC region ($soc_{min} = 0.8$ and $soc_{max} = 1.0$). If the SOC of any EV reaches the upper bound, the charging power of that EV is set to zero. The charging power of the other EVs is then increased to maintain the total charging power constant. This process is repeated until all EVs reach the upper bound of the defined SOC region. The charging power of all EVs is then set to zero and the charging process is terminated.

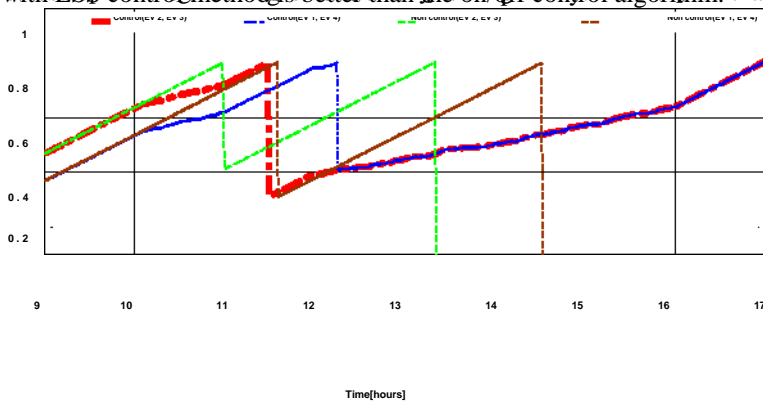


Fig. 3. Comparisons of SOC_s in two charging stations: (a) On/off, (b) MPC with ESS

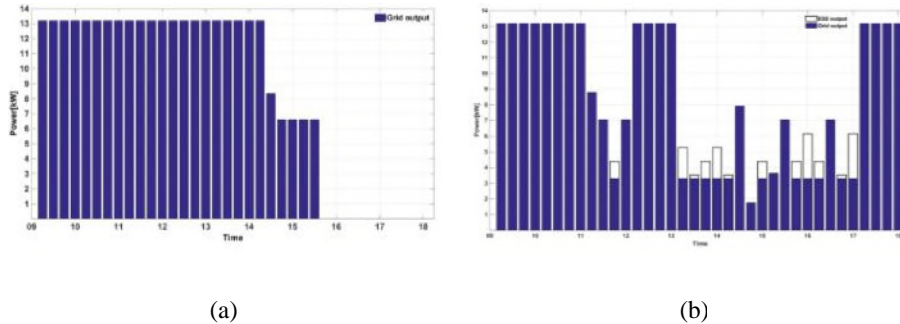


Fig. 4. Energy costs for EV charging: (a) On/off, (b) MPC with ESS

4 Conclusion

This paper proposed the MPC control algorithm with PV for saving energy cost and reducing peak demand. In the MPC algorithm, the optimization problem with constraints is transformed into an LP algorithm and solved in each time step. ESS with renewable energies can become fundamental for the integration in smart grids of EV charging stations to have peak shaving and power quality functions. Future works include the applications of the MPC controller for Micro-grid system with electric vehicles.

References

1. Y. Cao, S. Tang, C. Li, P. Zhang, Y. Tan, Z. Zhang and J. Li, An optimized EV charging model considering TOU price and SOC curve, *IEEE Trans. on Smart Grid*, 3,388-393(2012).
2. J. P. Barton and D. G. Infield, Energy storage and its use with intermittent renewable energy. *IEEE Trans. on Energy Conversion*, 19, 441-448(2004),.
3. S. Deliami, A. S. Masoum, P. S. Moses and M. A. S. Masoum, Real-time coordination of plug-in electric vehicle charging in smart grids to minimize power losses and improve voltage profile, *IEEE Trans. on Smart Grid*, 2, 456-467 (2011).
4. I. Hazyuk, C. Ghiaus and D. Penhouet, Optimal temperature control of intermittently heated buildings using model predictive control: Part I - Building modeling, *Building and Environment*, 51, 379-387(2012),.
5. L. P. Fernández, T. Gómez, R. Cossent, C. Domingo and P. Frías, Assessment of the impact of plug-in electric vehicles on distribution networks, *IEEE Trans. Power Syst.*, 26, 206- 213(2011).
6. L. Chen, C. Y. Chung, Y. Nie and R. Yu, Modeling and optimization of electric vehicle charging load in a parking lot. In: *5th IEEE PES Asia-Pacific Power and Energy Engineering Conference*, 0271. IEEE PES, Hong Kong (2013).
7. C. J. Boo, K. Y. Lee, and H. C. Kim, EV charging control for energy cost optimization using model predictive control. *Contemporary Engineering Science*. 7, 1131-1137(2011).